









Year 1 & 2 Homework - The Lake District

Dear Parents, this is your child's homework for this term. They can choose any task to complete over the term however, 2 literacy tasks must be completed during the term. Homework tasks are to be completed and uploaded to the class teacher by Class Dojo. Thank you for your continued support. KSI team.



<p><u>Literacy</u></p> 	<p>Beatrix Potter wrote little stories about the animals that she could see near to her home. Write a little story about an animal that you can see from your home.</p>	<p>Create a poster that makes people want to visit the Lake District.</p>	<p>Write a postcard, pretending that you are in the Lake District, to a friend or family member.</p>
<p><u>I.C.T.</u></p> 	<p>Read or listen to one of Beatrix Potter's stories. Retell the story on PurpleMash - login to PurpleMash and search "Storyboard - 4 frames" Audiobooks here</p>	<p>Research 10 interesting facts about the Lake District.</p>	<p>Look up some facts about Beatrix Potter's life and create a poster about her. Here is an informative video to get you started. You could create your poster with ICT or by hand.</p>
<p><u>Creative</u></p> 	<p>Paint a landscape picture of the Lake District.</p>	<p>Gather fallen autumn leaves and create a collage.</p>	<p>Recreate one of Beatrix Potter's characters. You could draw, paint, sculpt, knit or even bake! Be as creative as you like.</p>
<p><u>Working Together</u></p> 	<p>Try out some gardening if you can - plants and wildlife are very important for our environment.</p>	<p>Go out for a nature walk. What animals can you spot?</p>	<p>The Lake District is very popular for campers. Try camping at home with your own indoor tent!</p> 
<p><u>Religious Education</u></p> 	<p>September: In class our RE topic this month is 'Family'. Make a family album to share with your class. This could be photographs or pictures.</p>	<p>October: Write a harvest prayer thanking God for the food we receive.</p>	<p>December: Create a nativity scene using materials of your choice (e.g. paint, pastels, collage, ICT, peg dolls, textiles)</p>

